


Speed Up VOCABULARY



Gökhan CANSIZ
Salih CINGILLIOĞLU



Sürat English Language Teaching

1

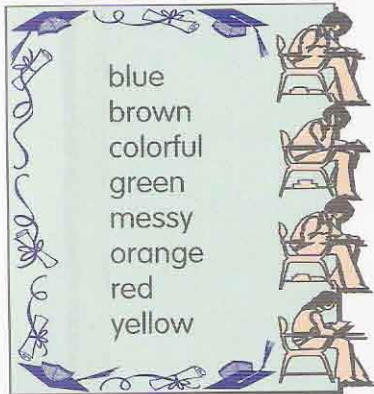
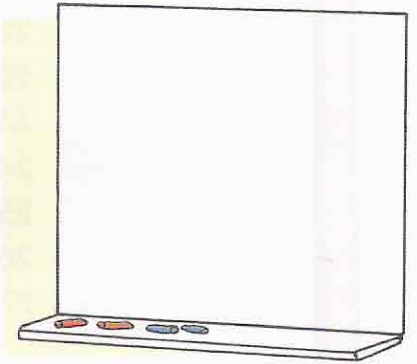
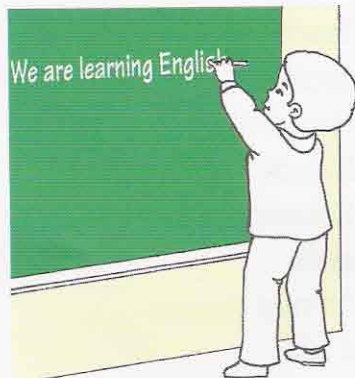
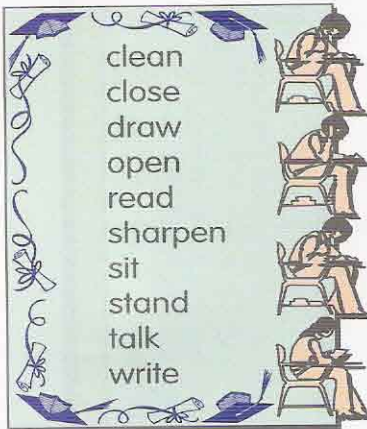




The Classroom

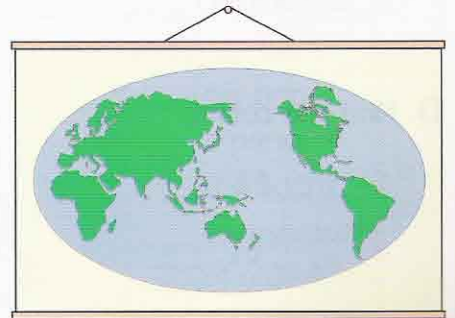

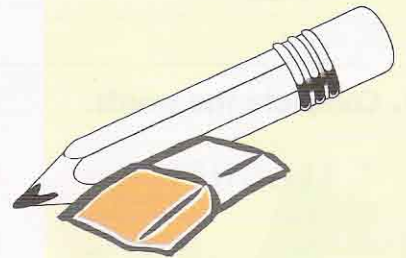


Look at the pictures.



Listen to the tape.







The Classroom

A. Find the correct letter for each item in the picture.

- | | |
|---------------|----------------|
| ___ m student | ___ chalk |
| ___ teacher | ___ chair |
| ___ board | ___ book |
| ___ desk | ___ notebook |
| ___ backpack | ___ pen |
| ___ pencil | ___ ruler |
| ___ eraser | ___ duster |
| ___ map | ___ television |



B. Complete the words.

- | | | |
|--------------|--------------------|---------------|
| 1. TEACHER | 2. P _ _ _ _ _ | 3. _ _ ST _ _ |
| 4. C _ _ _ R | 5. _ A _ _ _ A _ _ | 6. _ _ S _ |

C. Put the letters in the correct order and find the hidden words.

- | | | |
|-----------------------|---------------------|--------------------|
| 1. TNEDUTS _ _ _ _ _ | 2. AHCLK _ _ _ _ _ | 3. LRURE _ _ _ _ _ |
| 4. BETONOKO _ _ _ _ _ | 5. RAERES _ _ _ _ _ | 3. ABROD _ _ _ _ _ |

D. Find the colors.

- | | | |
|---------------|--------------|---------------|
| 1. _ _ EE _ | 2. _ _ D | 3. _ L _ _ |
| 4. _ _ LL _ _ | 5. _ _ _ W _ | 6. _ _ _ NG _ |

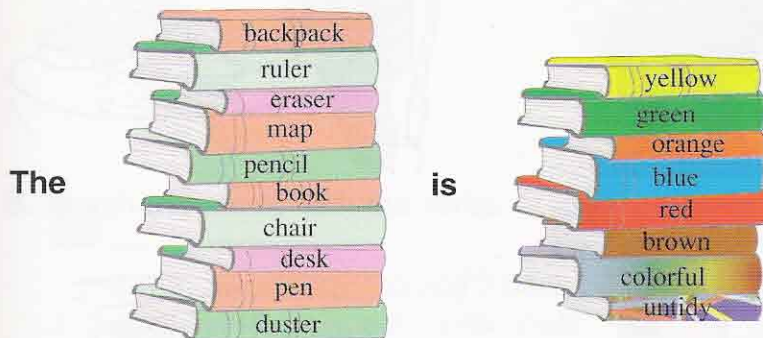
E. Circle the actions in the picture.

- draw sit talk clean read write

F. Which items belong to the **TEACHER**? Which items belong to the **STUDENTS**? Which items belong to the **CLASSROOM**? Circle them with **RED**, **GREEN**, or **BROWN**.

- duster map eraser desk notebook backpack
 chalk ruler board book pencil

G. Look at the picture and make sentences.




The ruler is green.

H. Describe the actions in the pictures.

1. _____
2. _____
3. _____
4. _____
5. _____



I. Match the verbs with the objects.



- ___ on paper
- ___ a pencil
- ___ the board
- ___ to a student
- 1** at a desk
- ___ the notebook
- ___ the book
- ___ with a ruler
- ___ the backpack

2

People



Look at the pictures.




Listen to the tape.

baby
boy
children
girl
man
woman



cry
eat
play
want




big
fat
happy
hungry
short
tall
thin



A. Match the words with the pictures.


man woman children boy girl baby



B. Match the nouns with the verbs.

- | | | |
|-------------|-------|---------------------------|
| 1. children | _____ | reading a book |
| 2. girl | _____ | eating spaghetti |
| 3. man | _____ | playing in the playground |
| 4. woman | _____ | crying |

C. Complete the sentences with the correct adjectives.



- The boy is _____.
- The _____ woman is singing.
- The man is _____.
- The man is eating a sandwich. He is _____.
- One man is very _____. The other man is very _____.

3

The Body



Look at the pictures.




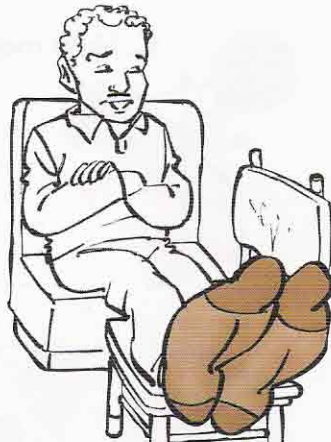
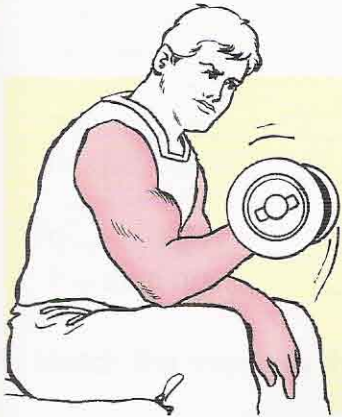
Listen to the tape.

arm
back
ears
eyes
face
feet
finger
hair
hand
head
leg
mouth
nose
shoulder
teeth

brush
carry
comb
count
have
lift
raise
shout
wash

bald
broad
dirty
full
long
right
shiny
small
strong
tired
weak
white







The Body

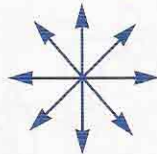
A. Identify the parts of the body in the picture.



B. Which word doesn't belong?

- 1. fingers hand arm teeth
- 2. legs head teeth arms
- 3. mouth eye ears back
- 4. head arm face hair

C. How many parts of the body can you find?



- arm ✓
- legs
- hair
- nose
- hand
- back
- eyes
- face
- shoulder

S	C	K	C	A	B	I	L
G	H	A	I	R	A	I	D
E	S	O	N	M	C	H	R
L	P	R	U	T	K	S	A
C	A	M	E	L	N	E	C
O	R	H	A	N	D	Y	E
L	T	C	F	A	C	E	T
C	E	L	L	I	C	O	R

D. How many meaningful sentences can you make?



My face
 mouth
 eyes
 arms is / are
 hair
 legs
 teeth

dirty
 tired .


My hair is dirty.

E. Look at the pictures and complete the sentences.

It has a _____ mouth.
 He has a _____ mouth.

The man has _____ arms.
 The boy has _____ arms.

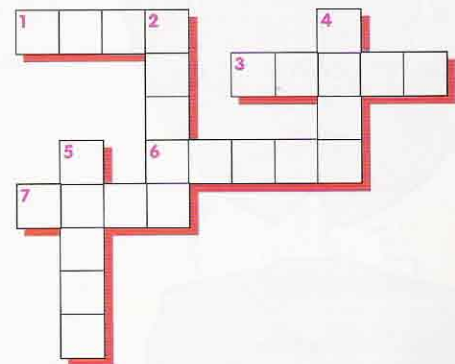
The boy has _____ legs.
 The man has _____ legs.



F. Match the nouns to the verbs.

- | | | |
|----------|---------|----------|
| _____ 1. | mouth | a. comb |
| _____ 2. | arms | b. wash |
| _____ 3. | hands | c. raise |
| _____ 4. | fingers | d. shout |
| _____ 5. | hair | e. lift |
| _____ 6. | face | f. count |

G. Look at the pictures and do the puzzle.



4


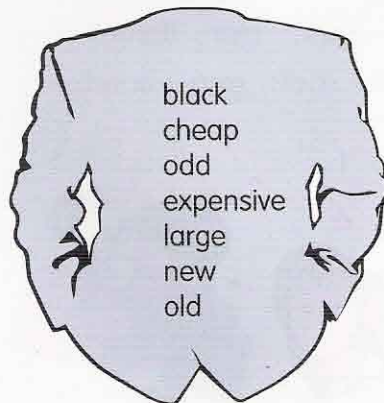
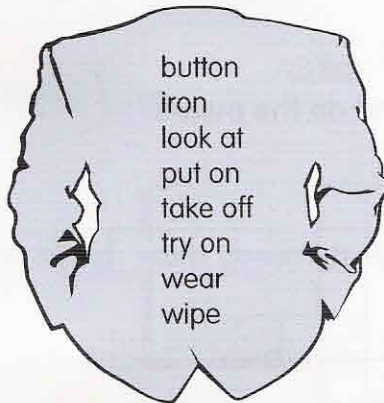
Clothes


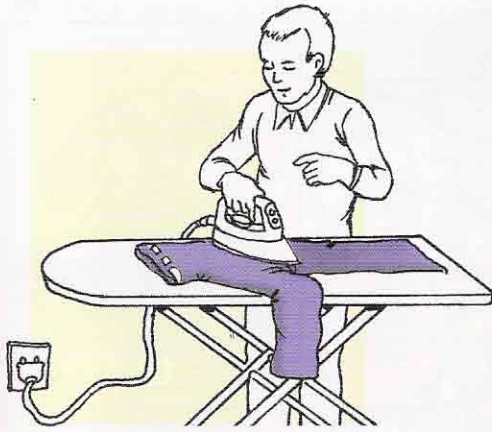


Look at the pictures.



Listen to the tape.







Clothes

A. Identify the items in the picture.

- | | |
|----------------|------------------|
| ___ watch | ___ coat |
| ___ cap | ___ shoes |
| ___ dress | ___ skirt |
| <u>i</u> shirt | ___ tie |
| ___ pants | ___ jacket |
| ___ belt | ___ socks |
| ___ glasses | ___ handkerchief |



B. What do people wear?

Men wear ...

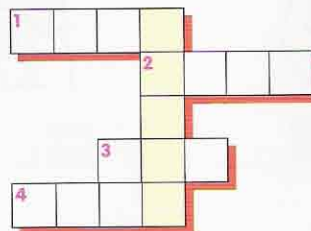
Women wear ...

skirts


Children wear ...

C. You wear socks on your feet. What do you wear on the other parts of your body? Complete the puzzle and find the hidden item of clothing.

1. pants
2. cap
3. watch
4. shoes



D. Look at the pictures and complete the sentences.



1. The dress on the left is E _____, but the _____ on the right is C _____.
2. Ahmet has a striped shirt. It's B _____ and W _____.
3. The man has a N ____ jacket, but his pants are O ____.
4. The boy has a S _____ cap on his head, and his shoes are too B ____ for him.

E. Make sentences with the verbs and the objects.

The man	is	wearing	a new watch
		putting on	long pants
The woman		taking off	his colorful shirt
		trying on	a large coat
		buttoning	her old dress
		ironing	her nose
		wiping	his dirty socks

1. The man is ironing his colorful shirt.
2. _____
3. _____
4. _____
5. _____
6. _____
7. _____
8. _____

5

The Family



Look at the pictures.



Listen to the tape.



aunt
brother
brother-in-law
daughter
father
grandfather
grandmother
husband
mother
nephew
niece
sister
son
uncle
wife




frown
kiss
laugh
like
make
smile
tell jokes



bad tempered
curly
muscular
straight
thick



Diana




Tom



Karen



JOE



Sally




Harry

Nancy



Bob




Ann




Mike



David




Sarah



John



Brian



Alice






The Family

A. Which word doesn't belong? Circle it.

1. father mother grandfather grandmother **sister**
2. aunt brother uncle nephew niece
3. mother grandmother sister daughter son
4. niece sister brother mother aunt
5. wife husband brother father uncle



B. Fill in the blanks with the correct word.

1. Look at my mother. She _____ happy.
a) looks b) talks c) writes d) cries
2. Naim Suleymanoglu is a famous weightlifter.
He is _____ and muscular.
a) weak b) happy
c) bad d) strong
3. My grandmother is very old.
She _____ glasses.
a) carries b) reads
c) wears d) drinks
4. My grandfather doesn't have any hair.
He is _____.
a) happy b) sad
c) handsome d) bald
5. I'm telling my daughter a joke.
She is _____.
a) bad tempered b) laughing
c) angry d) beautiful

C. Write the names of your relatives.

Grandmother _____

Grandfather _____

Mother _____

Father _____

Brother _____

Sister _____

Uncle _____

Aunt _____

Cousin _____

D. Complete the sentences and find the words in the puzzle. Then find the hidden sentence.

Sentence: _____

1. My nephew is my sister's _____.
2. My father's mother is my _____.
3. My mother's husband is my _____.
4. My uncle's and aunt's sister is _____.
5. My mother is my grandparents' _____.
6. My mother's daughter is my _____.
7. My uncle is my father's _____.
8. My aunt's husband is my _____.
9. My brother's daughter is my _____.
10. My uncle's grandson is my _____.

I	G	R	A	H	R	M	A	S
F	M	D	N	R	E	O	S	I
A	O	T	H	E	H	T	T	V
T	H	E	A	N	E	L	E	R
R	E	O	E	R	P	H	E	W
N	I	V	T	D	A	E	R	E
C	E	N	H	G	U	H	L	Y
E	S	O	C	L	F	T	O	A
M	I	U	N	E	L	B	R	Y

E. Describe two of your relatives.

6

The House


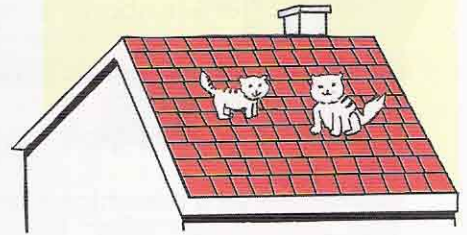




Look at the pictures.

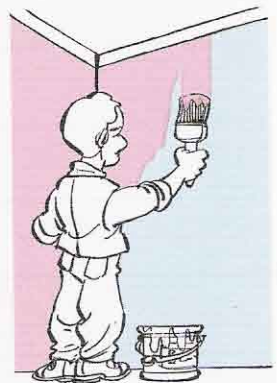



Listen to the tape.


balcony
ceiling
chimney
door
elevator
floor
garage
garden
key
pool
roof
room
steps
wall
window

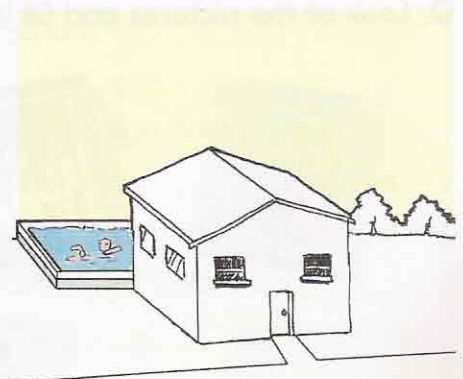

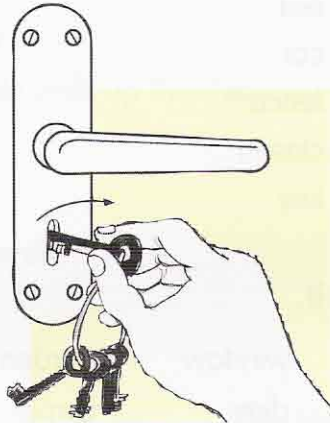


get into
knock
paint
smoke
swim
touch
turn
walk



broken
closed
empty
pink







The House

A. Complete the sentences with the given words.

elevator ceiling steps chimney balcony

1. The room is full of books from the floor to the _____.
2. My apartment is on the 20th floor. Let's take the _____.
3. Thick, yellow smoke is coming out of the _____.
4. Jane's standing on her little _____.
5. You walk up five _____ to the front door.

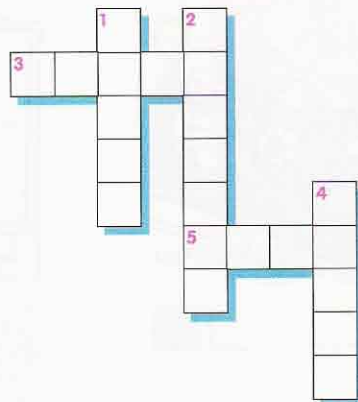

B. Match the related words.

- | | |
|---------------|-----------|
| ___ 1. garage | a. sweep |
| ___ 2. garden | b. red |
| ___ 3. door | c. car |
| ___ 4. roof | d. fence |
| ___ 5. floor | e. closed |
| ___ 6. window | f. key |

C. Which word doesn't belong? Circle it.

1. **car** garage door window garden
2. **floor** paint sweep dirty carpet
3. **ceiling** white high light floor
4. **door** key chimney handle wooden

D. Look at the pictures and fill in the verb puzzle.



E. Complete the sentences and do the puzzle.

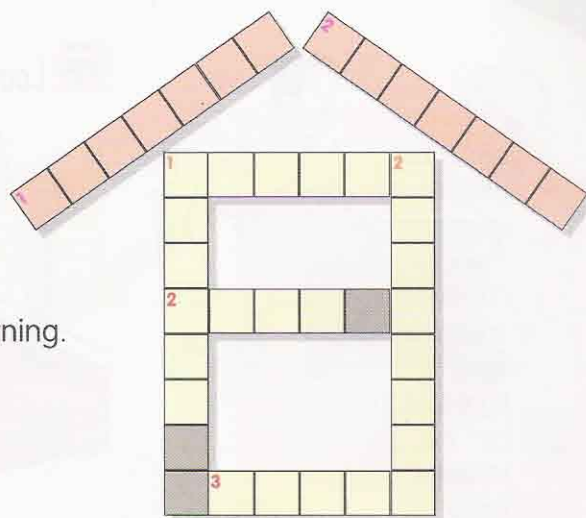
1. Smoke comes out of the _____.
2. We eat our dinner on our _____ in the summer.

ACROSS

1. The car is in the _____.
2. You enter the house by the front _____.
3. My mother sweeps the _____ every Monday morning.

DOWN

1. Our house has a big _____.
We sometimes play football in it.
2. The _____ is broken, so people walk up the steps.



F. Complete the story in your own words.



My ideal house has white _____ and a red _____. There is a big _____ at the front of the house. At the back of the house there is a _____. My brother and I go swimming in it every day after school.

The house is quite large. It has two _____. There are three _____ upstairs and four _____ downstairs. You walk out of the doors of the upstairs rooms onto a big _____. My family sits on the _____ in the summer. A _____ for my father's car is next to the house.

7

The Sitting Room



Look at the pictures.








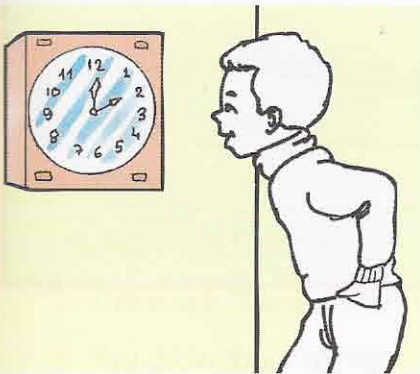


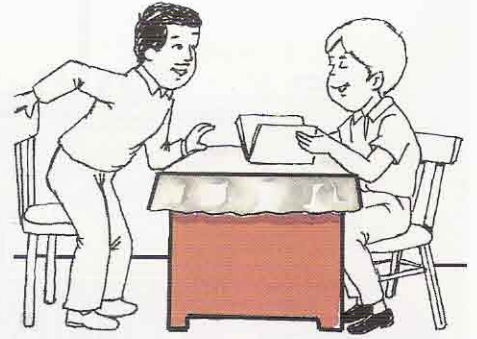
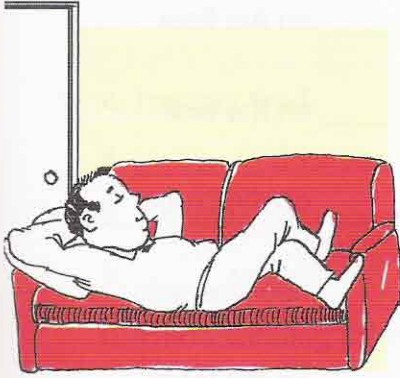
Listen to the tape.

armchair
bookcase
carpet
clock
curtains
fireplace
light
light switch
picture
radiator
radio
sofa
table
television
vase

lie
listen to
reach for
show
study
switch off
watch

beautiful
comfortable
high
hot





The Sitting Room

A. Look at the sitting room and fill in the blanks.



- _____ on the floor
- _____ on the wall
- _____ on the carpet
- _____ near the sofa
- _____ on the table
- _____ in the bookcase
- _____ in front of the fireplace
- _____ on the fireplace
- _____ below the window
- _____ on the ceiling

B. Fill in the blanks with suitable words.

1. My father and mother are sitting on the _____.
2. My parents are watching _____.
3. The television is on the _____.
4. My little sister is _____ the _____.
5. The cat is _____ in front of the _____.
6. There are a lot books in the _____.
7. I'm sitting in front of the _____. It is hot.

C. List three things you can sit on.

1. _____
2. _____
3. _____

8

The Bedroom



Look at the pictures.

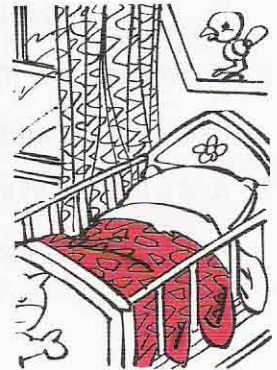
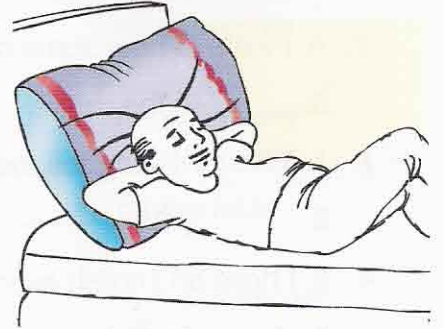





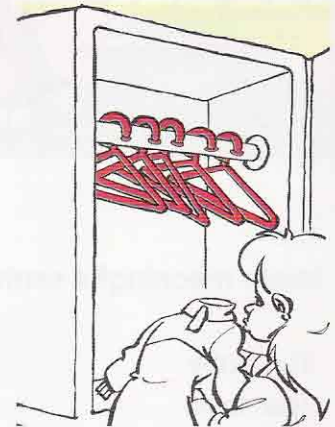

Listen to the tape.

alarm clock
bed
bedspread
blanket
closet
cradle
drawer
dressing table
hairbrush
hanger
hook
lamp
pillow
pillowcase
toy

change
cover
hang
match
rock
switch on

asleep
noisy
open
soft
warm








The Bedroom

A. Look at the picture. Then complete the sentences.



1. The window is _____.
2. A baby is asleep in the _____.
3. The _____ is dirty.
4. The _____ are in the closet.
5. The _____ is messy.
6. The _____ is on the chest of drawers.
7. The _____ is on the bed.
8. The girl is playing with a _____.
9. The _____ is between the lamps.
10. The drawers are _____.

B. Make meaningful sentences.

The baby	is	in	the box.
The toys			the bed.
The bedspread	are	on	the dressing table.
The alarm clock			the table.
The hairbrushes	above	above	the cradle.
The blanket			the wall.
The picture			the closet.

C. Match the commands with the situations.

- | | |
|---|---------------------------------|
| _____ 1. The boy is cold. | a. Rock the cradle. |
| _____ 2. Your clothes are on the floor. | b. Brush it with a hairbrush. |
| _____ 3. It's too hot. | c. Change it for a clean one. |
| _____ 4. Your hair is very untidy. | d. Set the alarm-clock for six. |
| _____ 5. I want to get up early tomorrow. | e. Hang them on the hangers. |
| _____ 6. The bedspread is dirty. | f. Cover him with a blanket. |
| _____ 7. The baby is sleepy. | g. Open the window. |

9

The Bathroom

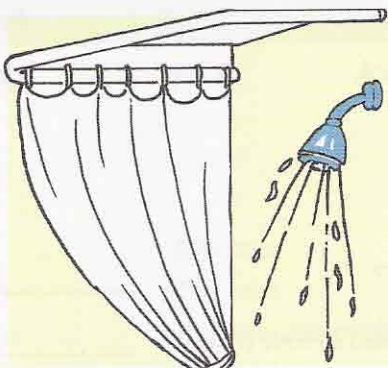



Look at the pictures.

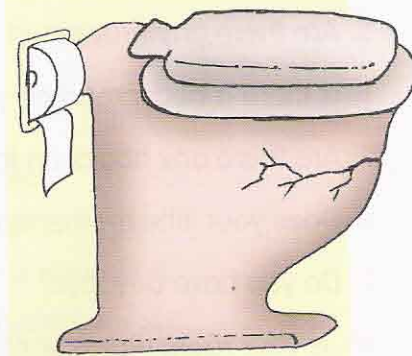
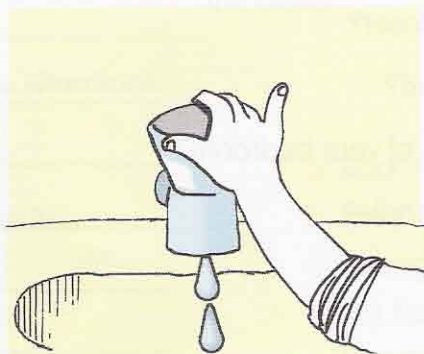


Listen to the tape.

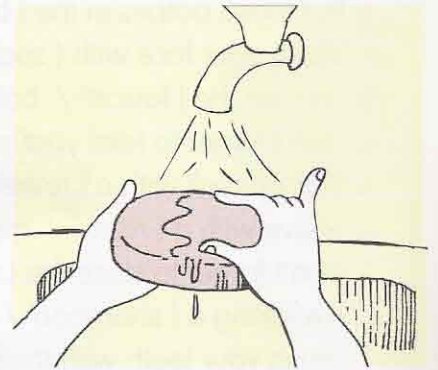
basket
bathtub
faucet
mirror
razor
shampoo
shower
sink
soap
tiles
toilet
toothbrush
toothpaste
towel
water



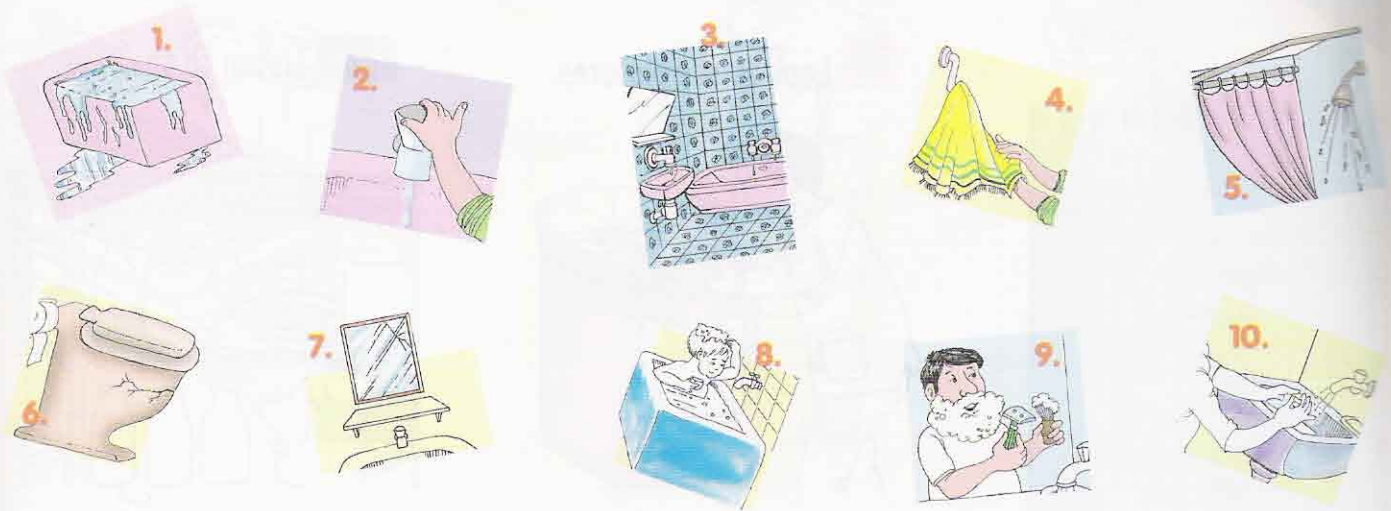
drip
dry
hold
overflow
shave
squeeze
throw
turn off



clean
cracked
floral
wet



E. Look at the pictures and answer the questions.



1. Are there any clothes in the tub? No
2. Is the faucet dripping? _____
3. Are the tiles floral? _____
4. Is the man washing his hands with soap? _____
5. Is the man having a shower? _____
6. Is the toilet broken? _____
7. Is the mirror cracked? _____
8. Is the floor wet? _____
9. Is the man holding a toothbrush? _____
10. Is the man drying his hands? _____

F. Brushing your teeth: Put the actions in the correct order.

- _____ Take out your toothbrush and toothpaste.
- _____ Brush your teeth up and down.
- _____ Close the cabinet.
- _____ Turn the water off.
- _____ Put some water into your mouth and rinse it out.
- 1 Open the cabinet above the sink.
- _____ Squeeze some toothpaste onto your toothbrush.
- _____ Rinse the toothbrush.
- _____ Turn the faucet on and wet the toothbrush..
- _____ Put the toothbrush and the toothpaste back into the cabinet.

10

The Kitchen



Look at the pictures.



Listen to the tape.

bowl
cup
fork
fridge
frying pan
glass
kettle
knife
match
pitcher
plate
saucepan
spoon
stove
tray








blow out
boil
cook
cut
fill
fry
light
look for
look forward to
pour
slice
smell



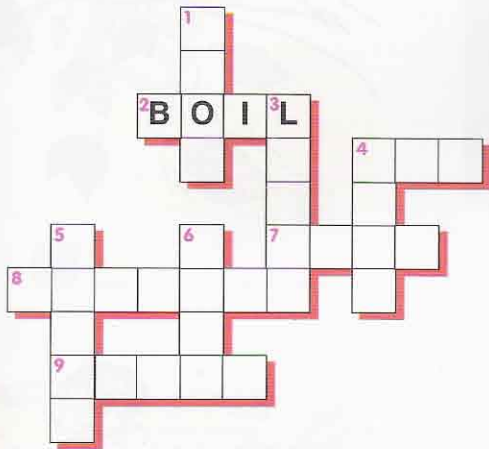

boiling
good
lighted
sharp
spilt

carefully
easily





F. Complete the puzzle with the actions in the pictures.



G. Match the verbs with the objects.

- _____ 1. keep food
- _____ 2. boil
- _____ 3. drink
- _____ 4. fill
- _____ 5. eat
- _____ 6. slice
- _____ 7. cook
- _____ 8. fry
- _____ 9. light a fire

- a. match
- b. plate
- c. saucepan
- d. kettle
- e. knife
- f. fridge
- g. frying pan
- h. glass
- i. pitcher

11

The Garden





Look at the pictures.




Listen to the tape.


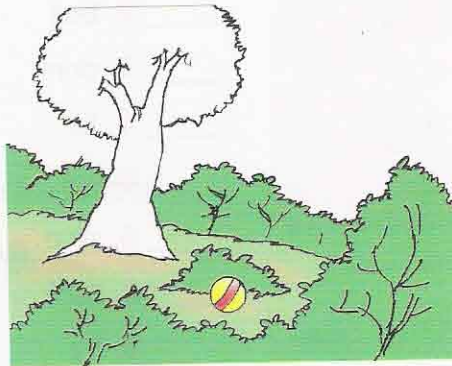
bird
bush
cat
dog
fence
flower
gardener
gate
grass
hose
ladder
leaves
rope
stone
tree






bark
chase
climb
come in
fall
jump
lean
sing
swing
water
work



angry
connected
dark
frightened
little
spotted
striped
wooden



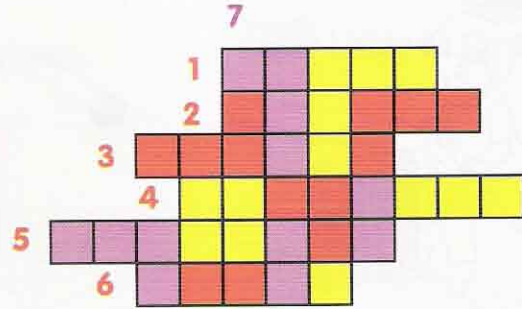
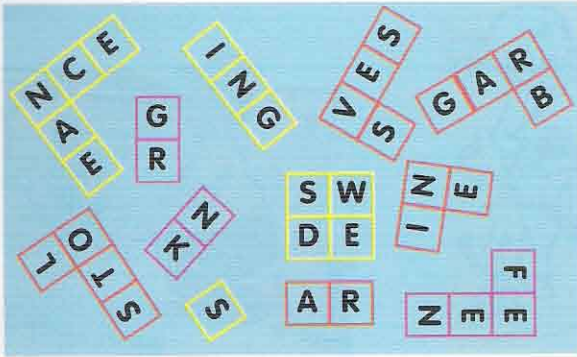
beautifully
happily





The Garden

A. Complete the jigsaw puzzle and fill in the gaps in the clues to help you find the words.



1. There is a _____ all round the garden.
2. _____ grow on trees.
3. "Don't throw _____ at windows!"
4. The little boy is _____ on the rope.
5. The _____ is watering the flowers.
6. The dog _____ very loudly.

The mystery seventh word is _____.

B. Fit the following adjectives into the story:

striped (2) spotted angry afraid tied wooden

Jane has a _____ cat and a _____ dog. The two animals are good friends. Her neighbor has a big dog. It stands at the _____ fence and barks. The _____ cat is _____ of the big, _____ dog. Luckily, the dog can't chase the little cat because he is _____ to a tree.

C. Put a pair of words into each flower petal:

- bark
- swing
- birds
- hose
- climb
- wash
- dog
- ladder
- rope
- sing



D. Can you find the differences between the two pictures?



Picture 1



Picture 2

E. What do you want in your garden?

1. _____
2. _____
3. _____
4. _____
5. _____

6. _____
7. _____
8. _____
9. _____
10. _____

12

The Weather

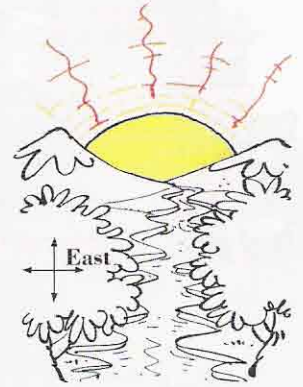


Look at the pictures.





Listen to the tape.

cloud
fog
ice
lightning
moon
rain
sky
snow
snowman
star
storm
sun
thermometer
umbrella
wind



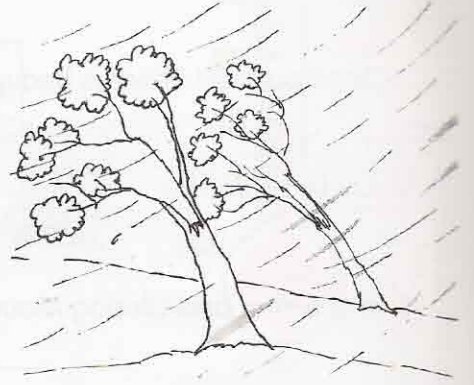


blow
build
drive
fly
melt
rise
skate
sled
twinkle



bad
clear
covered
dangerous
gray
lost













The Weather

A. What is the weather like today?

1. Look outside! There is heavy  _____ and flooding everywhere.
2. Go by train. The  _____ is too thick to drive in. You cannot see anything.
3. It is winter and Uludag Mountain is covered with  _____. A lot of people are skiing there.
4. There is a strong  _____ and all the leaves are falling off the trees.
5. People are carrying  _____ because it is raining.
6. It's very hot today. The  _____ is shining.

B. Fill in the table with the words from the box.

NOUN	ADJECTIVE
<u>rain</u>	_____
_____	_____
_____	_____
_____	_____
_____	<u>sunny</u>
_____	_____
_____	_____



C. Write weather reports for the cities.



- Rome is clear and sunny. It's hot.
- Istanbul is _____.
- Berlin _____.
- _____.
- _____.
- _____.

D. Fill in the blanks with the correct verbs.

- Birds are _____ in the sky.
- The sun is _____ the ice into water.
- The moon is shining and the stars are _____.
- It's morning. The sun is _____.
- The wind is _____ very hard.
- The children are _____ a snowman.
- It's cold in the room. The thermometer is _____ 5°C.

E. Complete the sentences.

- Sometimes lightning is _____. It starts fires.
- Mount Everest is always _____ with snow.
- The weather is _____. Let's stay home.
- There are _____ clouds in the sky. You cannot see the sun.
- I'm _____ in the fog. I can't find my way.
- We can't play football now. There is a _____ wind outside.
- It's a _____ sky tonight. I can see millions of stars.

Use these adjectives.

- clear
- dangerous
- strong
- thick
- bad
- covered
- lost

13

The Street



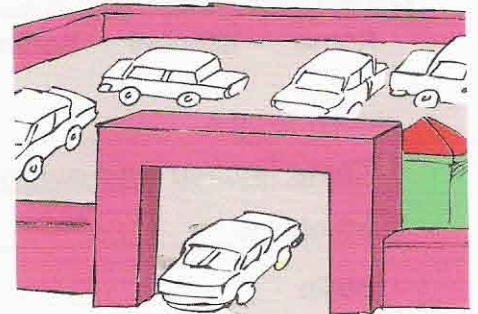
Look at the pictures.



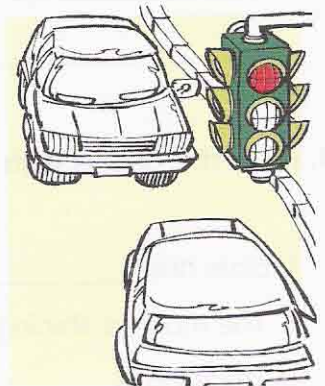
Listen to the tape.




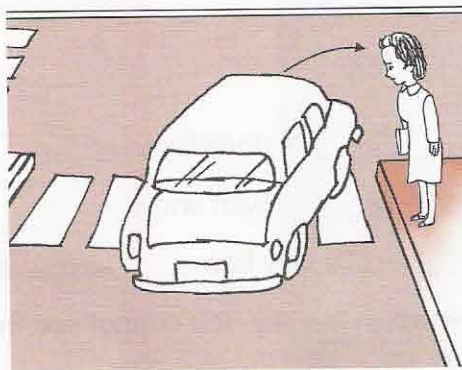
bicycle
bridge
bus
corner
crosswalk
driver
parking lot
policeman
sidewalk
taxi
ticket
traffic lights
train
truck
tunnel

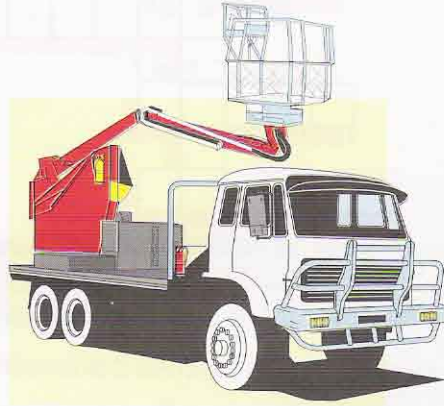

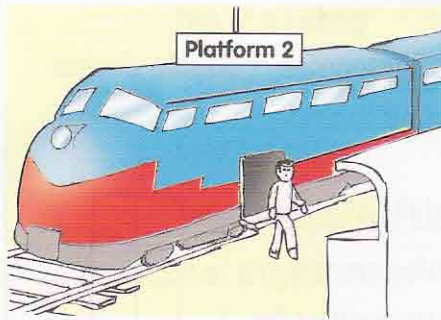
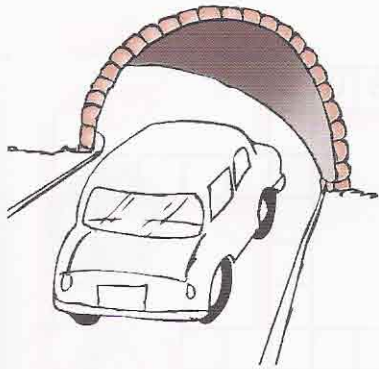


buy
cross
direct
get off
get on
give
pay
ride
stop
wait



patiently
quickly
slowly





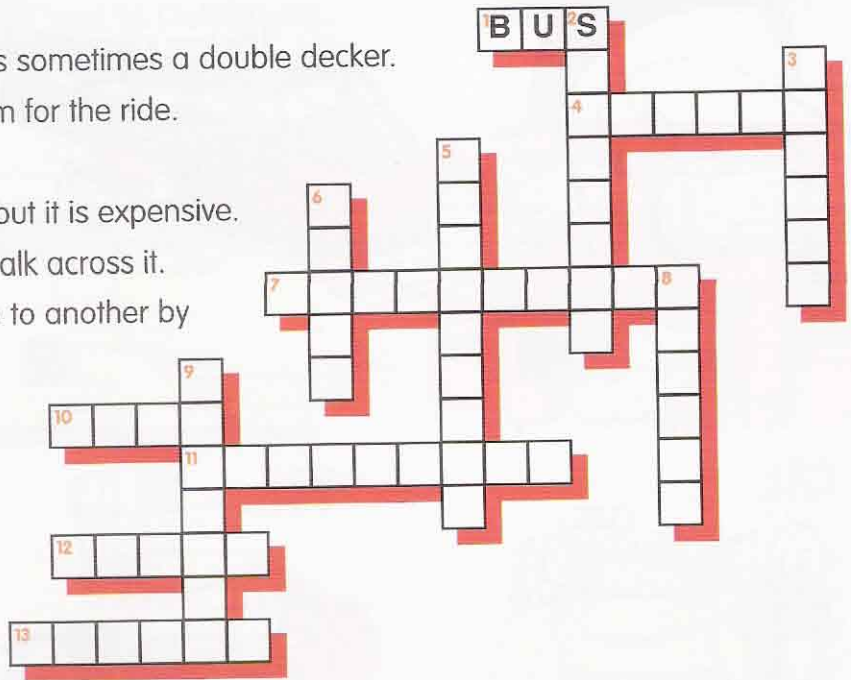


The Street

A. Read the sentences and do the puzzle.

ACROSS

1. It carries lots of people and it is sometimes a double decker.
4. He sits in the front. You pay him for the ride.
7. You leave your car here.
10. It will take you to your house, but it is expensive.
11. The traffic stops, and people walk across it.
12. It carries goods from one town to another by road.
13. A square has four of these.



DOWN

2. Don't walk in the street. Walk on it.
3. People walk over it and cars drive over it but ships sail under it.
5. Sometimes he directs traffic, sometimes he catches bank robbers.
6. It has a lot of carriages.
8. It is long and dark and passes through mountains.
9. It has two wheels, not four.

B. Match the words in the columns.

- | | |
|------------------|--------------------------|
| _____ 1. wait | a. left at the corner |
| _____ 2. stand | b. the bus |
| _____ 3. ride | c. bicycle |
| _____ 4. direct | d. at the corner |
| _____ 5. pay | e. crosswalk |
| _____ 6. get off | f. the traffic |
| _____ 7. turn | g. for the ticket |
| _____ 8. cross | h. at the traffic lights |

B. Match the traffic signs with their meanings.



1.



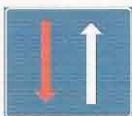
2.



3.



4.



5.

_____ No Parking

_____ Speed Limit 90 kmh

_____ Cars Okay

_____ Two-way Traffic

_____ No Right Turn

_____ Traffic Lights Ahead

_____ Slippery When Wet

_____ No Buses

_____ Left Turn

_____ Do Not Enter

6.



7.



8.



9.



10.



C. Mr. Jones is going to work. Read the description of his journey and color his route.

Mr. Jones has a long journey to work. It takes him two hours. First he drives his car to the train station. There is always a big traffic jam at the traffic lights by the school.

Mr. Jones parks his car in the parking lot at the station. Then he takes a train to the next town. On the way, it passes through a long tunnel.

When Mr. Jones gets off the train at the station in the next town, he crosses the busy street at the crosswalk. Then he catches a bus at the bus stop opposite the train station.

The bus drives across the bridge over the river. Mr. Jones gets off at the cinema and walks round the corner to his office. Sometimes he takes a taxi from the station because the bus is very slow. Maybe next year he will buy a bicycle and cycle to work.



Fruit & Vegetables



Look at the pictures.


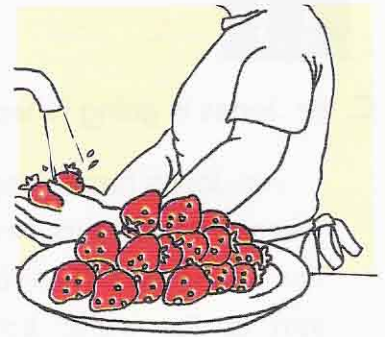
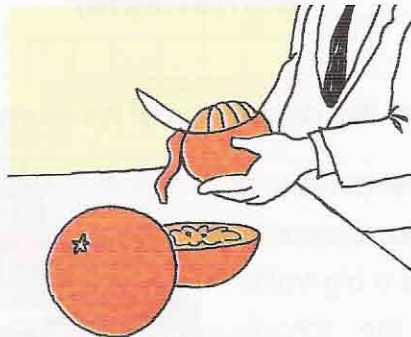







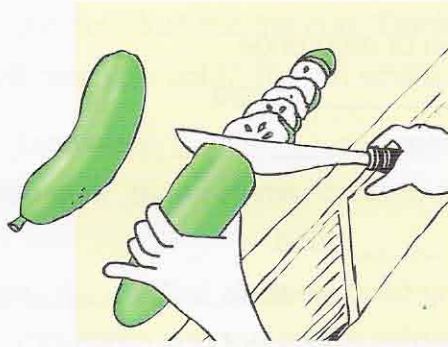


Listen to the tape.

apple
apricot
banana
carrot
cherry
cucumber
grapes
lemon
onion
orange
peach
potato
strawberry
tomato
watermelon

chop
decorate
peel
pick
put
take
taste

boiled
cool
crunchy
delicious
favorite
fried
hard
juicy
mashed
refreshing
ripe
round
sour
sour
thirsty





E. What is it?

One day, some tired travelers stop for a drink and something to eat. Unable to find anything to eat, they ask a young boy to help them. "I have something for you," he says. "You won't feel hungry or thirsty after eating these. Their soft, red center is very cool and refreshing. Afterwards, you can feed their hard, green skins to your horses."

The travelers thank him and say to each other, "How clever he is!"

What does the boy give them? _____

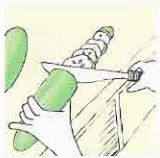
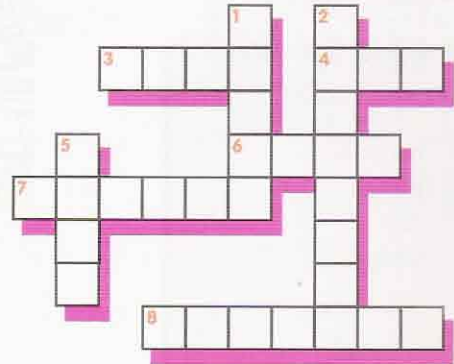
F. What is it?

The girl is in bed with a very bad cold. Her birthday is in two days, and she is upset because her mother is going to cancel her birthday party. "Don't worry!" her grandmother says, "I will make you better."

The old woman boils some water and puts it in a cup. Then she adds a spoonful of honey. Finally, she squeezes the juice of a sour fruit into the cup. "Drink this," she says to her granddaughter. "It tastes delicious and it will cure your cold." The girl smiles and thanks her.

What does the grandmother squeeze into the cup of hot water and honey? _____

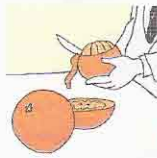
G. Complete the puzzle with the actions in the pictures.



1



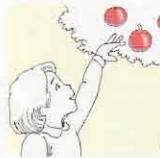
2



3



4



5



6



7



8

H. What is the fruit or vegetable?

1. a long, curved fruit with yellow skin _____
2. a small, round fruit with red skin _____
3. a soft, round, juicy fruit with sweet, yellow flesh and pink, orange skin _____
4. a long, thin vegetable with green skin _____
5. many layers on its inside with a strong, sharp smell and taste _____

15

The Supermarket



Look at the pictures.



Listen to the tape.

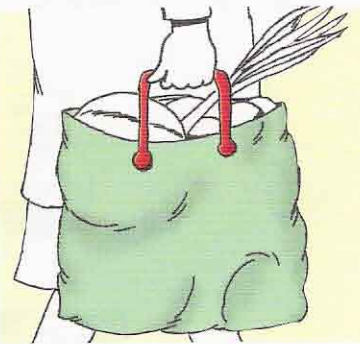

bag
biscuits
bottle
box
cake
cart
cashier
chicken
chocolate
fish
meat
money
rice
scale
shelf

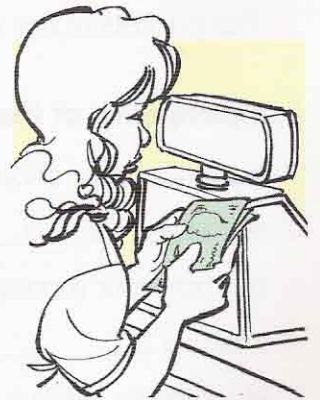


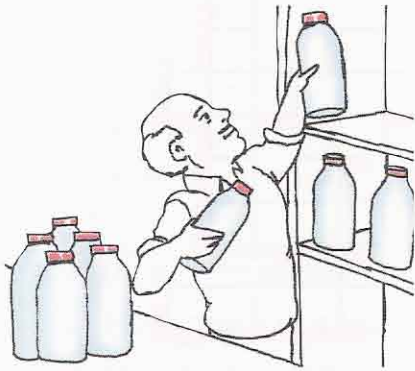


choose
push
say
weigh

frozen
heavy
pre-packed
ready

neatly





16

The Restaurant




Look at the pictures.



Listen to the tape.

bread
butter
candle
cheese
coffee
chef
egg
hamburger
milk
olives
salt
soup
sugar
tea
waiter








dribble
drink
prepare
set
spread
sprinkle
stir

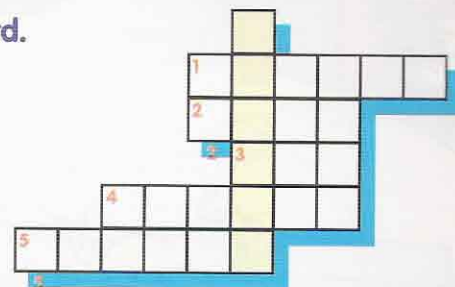


enormous
single
tasty





E. Fill in the blanks. Then do the puzzle and find the mystery word.



1. Cut the bread in two.
You will see two _____.
2. Babies like _____ very much.
3. We drink _____ everyday.
4. We _____ butter on bread.
5. We get _____ from milk.

The mystery word is _____.

F. Write the correct verb by each picture. Then complete the sentences.









set _____









1. My mother is setting the table for dinner now.
2. Grandmother is _____ my favorite chocolate cake today.
3. Use a wooden spoon to _____ the sauce.
4. _____ jam on the bread. It tastes delicious.
5. _____ sugar on the strawberries.
6. Be careful! Don't _____ your finger on the broken glass.
7. The baby is _____ its food everywhere.

**G. The Johnson family is at a fish restaurant.
Put the sentences in the correct order.**

- _____ The waiter asks if they would like dessert.
- _____ The waiter shows them to a table.
- _____ They order soup and fish.
- _____ The waiter brings their meal.
- _____ They leave a tip.
- _____ The waiter brings the menu.
- _____ They order fruit.
- _____ The waiter brings the bill.
- 1 The Johnsons arrive at the restaurant.
- _____ They pay the bill.

Animals 1





 Look at the pictures.




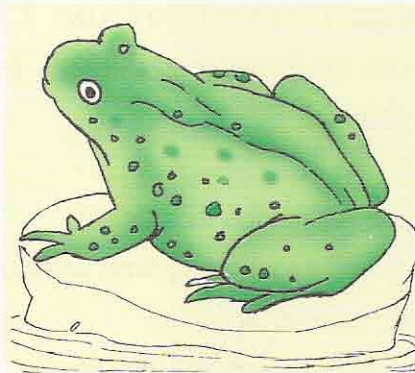

 Listen to the tape.

ant
bee
butterfly
camel
cow
donkey
duck
frog
hen
horse
mouse
rabbit
sheep
spider
turtle

catch
chew
collect
crawl
feed
flutter
keep
knit
lay
milk
run
scream
sleep
travel
try


afraid
bulging
busy
colored
creamy
floppy
low
pointed
woolly
brightly





E. Which word doesn't belong? Circle it.

1. horse cow sheep hen
2. bee butterfly donkey ant
3. frog rabbit cow camel
4. sheep bee cow mouse
5. frog rabbit turtle horse
6. duck hen spider bird
7. camel donkey cow horse



F. Look at the picture. Then write the animals in the correct column.

They have milk.

They lay eggs.

 cows

 ants

G. Fill in the blanks with the correct words.

picking taste chew nibbling(2) catch crawling fluttering

1. Spiders _____ flies and small insects. Then they eat them.
2. The small boy is running after the butterfly _____ from one flower to another flower.
3. Rabbits like _____ carrots and mice like _____ cheese.
4. The ants are _____ food to take to the nest.
5. The tortoise is _____ slowly up the garden path.
6. My mother's cakes and cookies _____ delicious.
7. We give hay to cows. They _____ it and we milk them.

18

Sports



Look at the pictures.



Listen to the tape.

basketball
boxing
gym suits
ice-skating
karate
motor racing
players
race
referee
score
spectators
surfing
team
tennis
volleyball




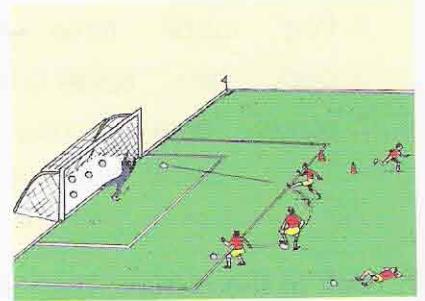

control
do
go
kick
learn
let
need
practice
shoot
win

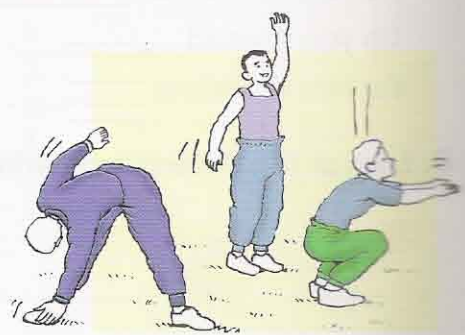








final
ideal
indoor
outdoor
powerful



fast








Sports

A. Match the words which rhyme.

- | | |
|------------|------------|
| e.g. skate | hate |
| tall | tennis |
| fun | seem |
| win | karate |
| team | run |
| party | dream |
| scream | basketball |
| Dennis | thin |

Now fit the words with the poem to make it rhyme.

There is a young sportsman named Dennis ,
 He doesn't like surfing, skating, or _____ .
 He's not very tall ,
 So he can't play _____ .
 In boxing he can't _____ ,
 He's really too _____ .
 To play on a football _____ ,
 Is every boy's _____ .
 But Dennis can't _____ ,
 So it's really no _____ .
 No Dennis' sport is Karate ,
 He can kick, he can scream ,
 Oh yes, it would _____ ,
 For him, karate's a _____ .



B. Look at the pictures and write the name of a sport.







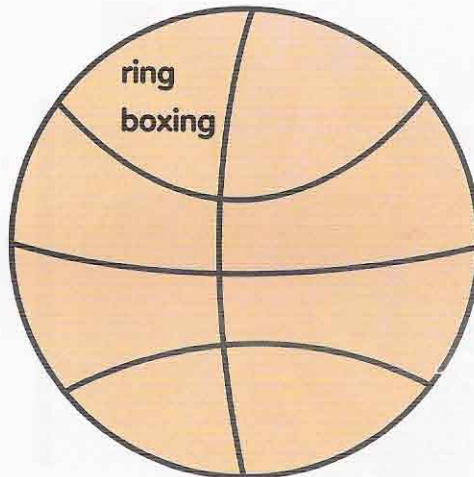


C. Put the sports under the headings where you think they belong.

<p>boring</p> <p>_____</p> <p>_____</p> <p>_____</p>	<p>exciting</p> <p>_____</p> <p>_____</p> <p>_____</p>	<p>easy</p> <p>_____</p> <p>_____</p> <p>_____</p>
<p>difficult</p> <p>_____</p> <p>_____</p> <p>_____</p>	<p>dangerous</p> <p>_____</p> <p>_____</p> <p>_____</p>	<p>safe</p> <p>_____</p> <p>_____</p> <p>_____</p>

D. Write the sports and the places in pairs on the football.

pitch
court
sea
rink
ring
sports hall
track



motor racing
football
ice-skating
tennis
boxing
surfing
karate

E. List the sports under the correct headings.

<p>Outdoor</p> <p>1. _____</p> <p>2. _____</p> <p>3. _____</p> <p>4. _____</p>	<p>Indoor</p> <p>1. _____</p> <p>2. _____</p> <p>3. _____</p> <p>4. _____</p>	<p>Both</p> <p>1. _____</p> <p>2. _____</p> <p>3. _____</p> <p>4. _____</p>
---	--	--

F. Match the figures with the words.


volleyball	team	spectators	score	winner
1st	1-2	2	12	40,000




Look at the pictures.




Listen to the tape.



alligator
bat
bear
deer
eagle
elephant
giraffe
hippo
lion
monkey
penguin
shark
snake
tiger
whale















get
know
live
roar
sink
surround
swallow



huge
unhappy
friendly

hungrily
unhappily







Animals 2

A. Write the animals in the correct column.


Wild

Domestic

lion

dog

_____	_____
_____	_____
_____	_____
_____	_____
_____	_____
_____	_____



B. Which word doesn't belong? Circle it.

1. lion tiger deer fox
2. bat hippo pigeon eagle
3. whale elephant giraffe lion
4. dolphin whale bear penguin
5. giraffe elephant deer tiger
6. snake alligator turtle monkey
7. elephant tiger giraffe snake
8. alligator penguin whale monkey

C. Match the words.

- | | |
|-------------|---------|
| 1. lions | deer |
| 2. bears | bananas |
| 3. penguins | flies |
| 4. giraffes | mice |
| 5. spiders | honey |
| 6. cats | fish |
| 7. sheep | leaves |
| 8. snakes | eggs |
| 9. monkeys | grass |

EAT

The Office



Look at the pictures.

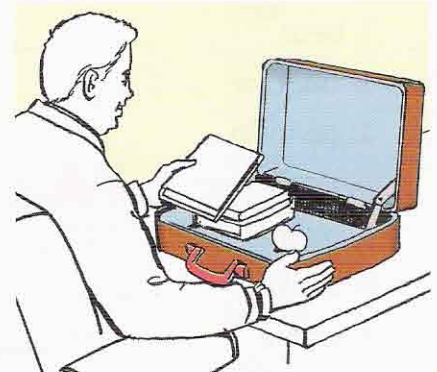


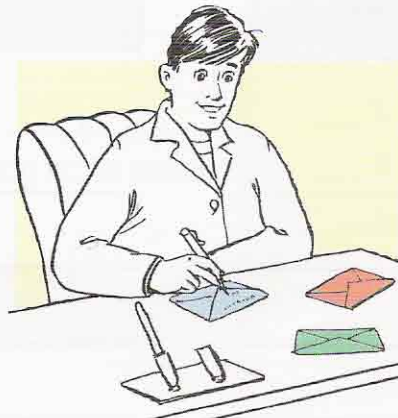
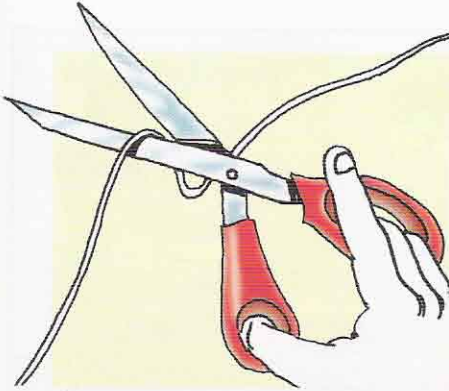
Listen to the tape.

briefcase
businessman
calculator
calendar
envelope
file
letter
newspaper
paper
scissors
secretary
stamp
telephone
trash can
typewriter

add
answer
empty
lick
miss
ring
subtract
type
use

different
interesting
smart



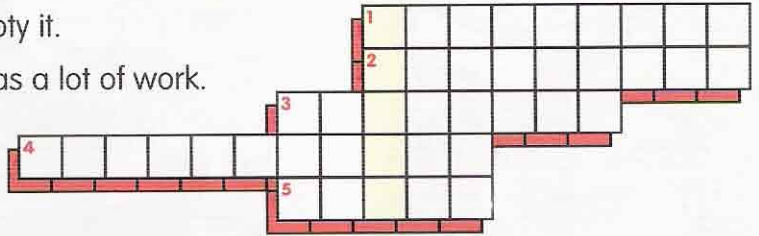




The Office


A. Complete the sentences and the puzzle to find the mystery word.

1. The _____ types letters on a typewriter.
2. Please answer the _____. It's ringing.
3. The _____ is full. Please empty it.
4. The _____ is very busy. He has a lot of work.
5. The piece of _____ is white.



The mystery word is _____.

B. Can you find five differences in the two pictures?




Picture 1



Picture 2

C. What's in the briefcase?



D. What do I need?

1. I want to type a letter.
You need a _____.
2. I want to mail my letter.
You need a _____.
3. I want to cut out an article from the newspaper.
You need a _____.
4. I want to add up some figures.
You need a _____.
5. I want to know today's date.
You need a _____.
6. I want to know what is happening in the world.
You need a _____.
7. I want something to carry my things in.
You need a _____.

E. Match the verbs and nouns.

- | | |
|-----------------|---------------|
| ___ 1. write | a. briefcase |
| ___ 2. subtract | b. calculator |
| ___ 3. lick | c. telephone |
| ___ 4. cut | d. letter |
| ___ 5. ring | e. newspaper |
| ___ 6. read | f. stamp |
| ___ 7. carry | g. scissors |

21

The Town




Look at the pictures.





Listen to the tape.

airport
bank
castle
cinema
department store
factory
fire station
gas station
library
mosque
museum
park
post office
stadium
zoo

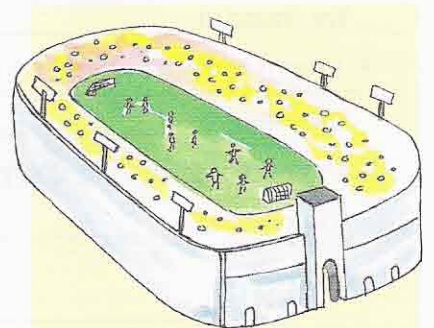





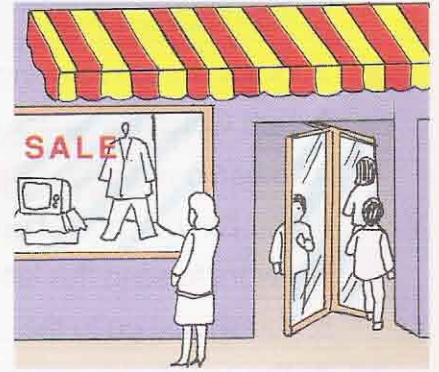





cheer
lead to
mail
see
stick up
visit



excited
exciting
famous
giant
important
naughty
quiet
terrified

loudly





Occupations




Look at the pictures.





Listen to the tape.

artist
baker
barber
butcher
decorator
dentist
electrician
fire fighter
grocer
mailman
mechanic
musician
pharmacist
scientist
singer

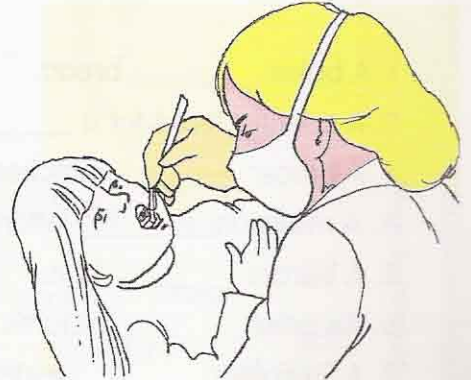






begin
deliver
find
finish
fix
hand
mend
mend
pull out
repair
sell
spray



fresh
well-known





23

The Hospital



Look at the pictures.

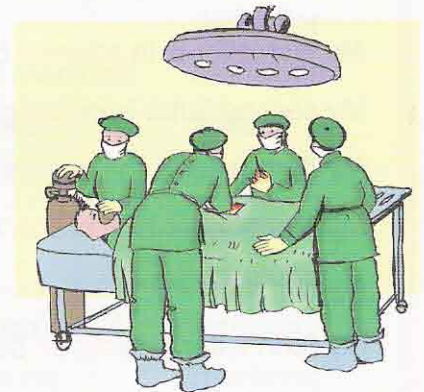
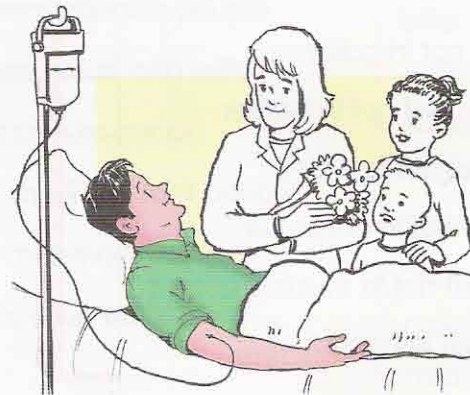
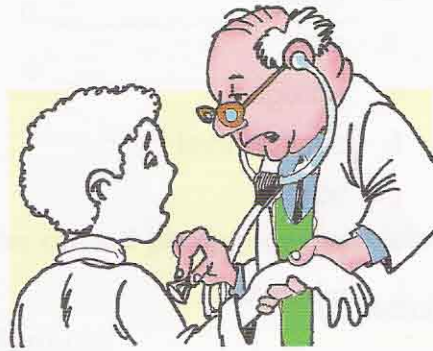


Listen to the tape.

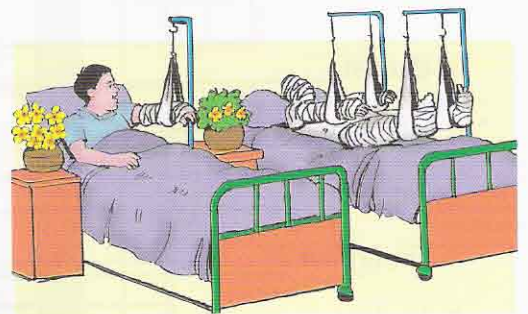
ambulance
blood
brain
crutches
doctor
injection
medicine
nurse
operation
optician
patient
prescription
waiting room
ward
wound

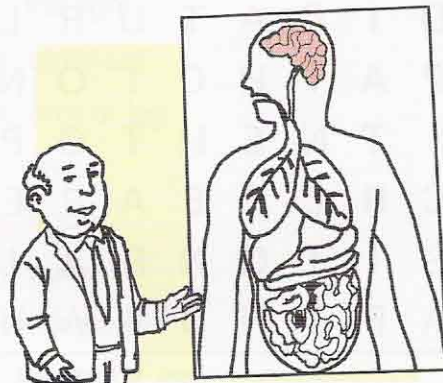
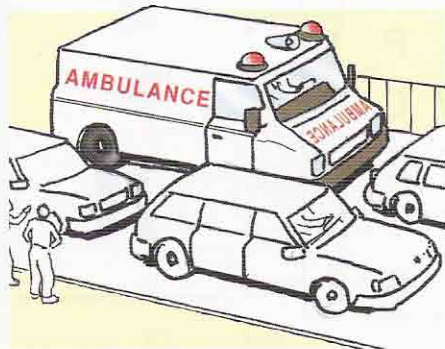
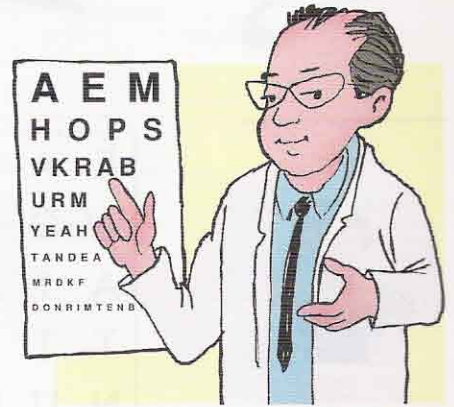
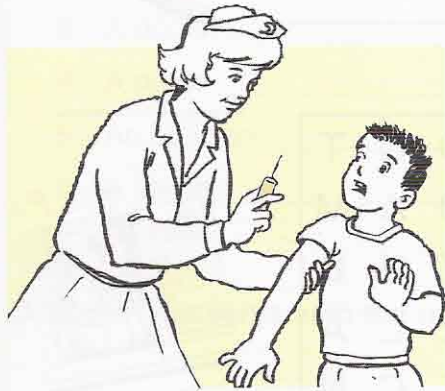
break
examine
flash
hurt
look after
point at
rub
understand
wait

awful
crowded
ill
nasty
stuck



PLEASE WAIT

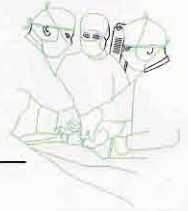






The Hospital

A. Name the items in the pictures and find them in the puzzle. Use the letters you don't use in the words to make a sentence.



E	A	D	O	R	L	W	D	Y	B	O	D	T
W	O	B	C	E	D	A	R	E	L	O	A	M
A	I	A	T	O	R	R	L	O	H	Y	U	B
T	T	I	O	W	O	R	I	S	T	E	L	A
N	U	N	G	M	U	N	N	A	I	K	C	N
S	R	E	R	O	S	D	A	I	C	A	E	D
E	M	E	M	O	M	A	N	C	H	T	N	E
E	T	D	I	C	A	T	U	R	L	I	N	O
T	N	P	A	I	H	C	I	O	N	S	P	I
Y	E	I	T	N	E	H	T	O	P	W	C	T
E	A	C	R	L	S	E	A	R	E	T	E	J
R	E	S	I	O	N	R	A	I	H	I	N	
P	Y	A	P	T	N	D	B	W	N	I	S	E

Hidden sentence: Early

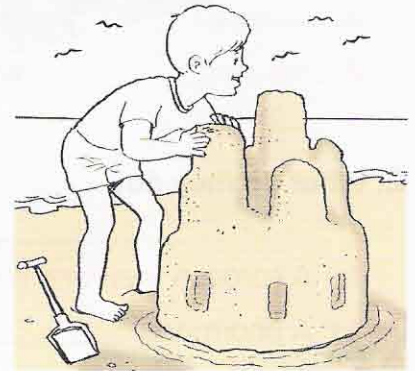

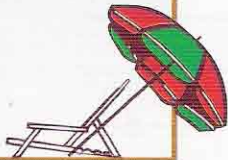


Look at the pictures.



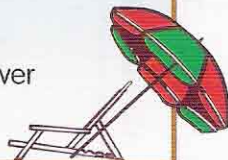


Listen to the tape.



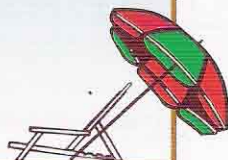
boat
bucket
dolphin
ice cream
island
kite
lifeguard
rock
sand
sandal
sea
ship
spade
tent
wave







collect
dig
dive
drown
paddle
rescue
survive
watch over
wave



calm
careful
exotic
plastic
proud
windy






E. Make adjectives from the following nouns. Then fill in the blanks with the adjectives.

sand sandy
 rock _____
 salt _____
 pebble _____

1. The beach is not _____. It is _____.
2. The sea tastes very _____.
3. The island is very _____, so it is difficult to walk round.

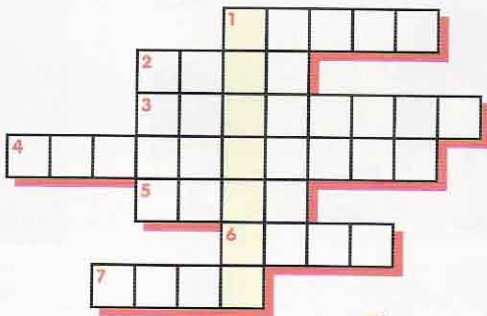
F. What's missing in the picture? Make a list of items and draw them in.



1. _____
2. _____
3. _____
4. _____
5. _____
6. _____

G. Write the opposites of the following adjectives in the puzzle and find the mystery adjective.

1. expensive
2. strong
3. careful
4. friendly
5. dangerous
6. beautiful
7. warm



The mystery adjective is _____.

The Countryside





Look at the pictures.





Listen to the tape.

cave
dam
desert
farm
farmer
field
forest
hill
lake
mountain
river
road
valley
village
waterfall


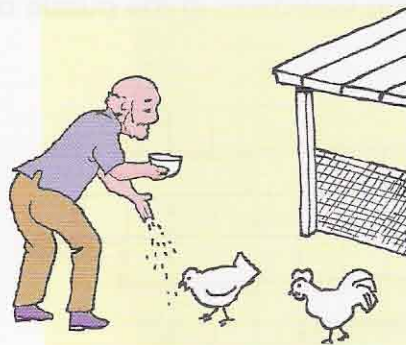








chop down
grow
rain



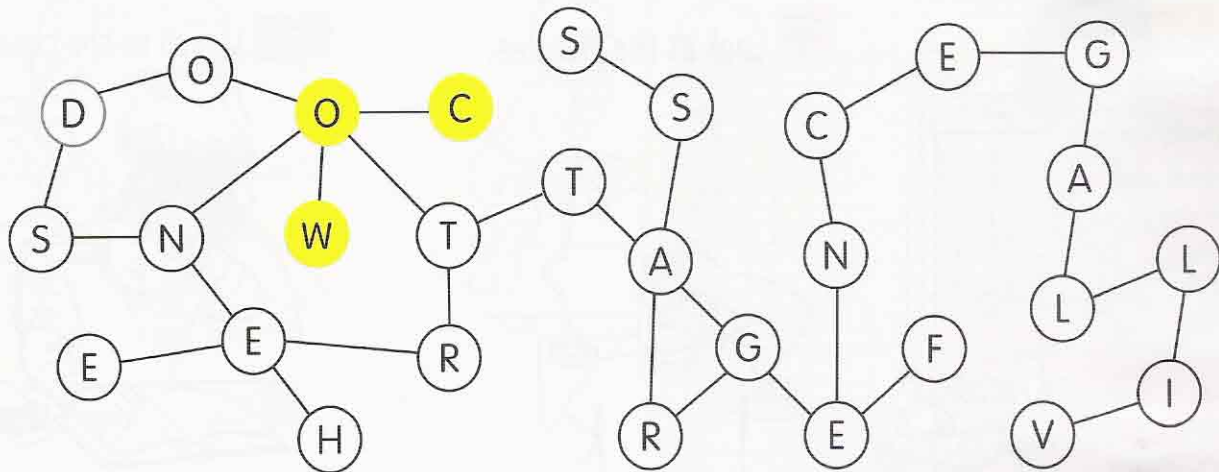
dry
fertile
narrow
rough
strange
wide

angrily





D. Join the letters to make nine words for things you can find in the country. Use a different color for each word.



E. Find the rhyming pairs.

- | | | | |
|----------|------|-----------|------|
| 1. snow | face | 2. pretty | now |
| 3. race | top | 4. tree | call |
| 5. chop | low | 6. cow | song |
| 7. high | bean | 8. long | be |
| 9. green | fly | 10. fall | city |

Now fill in the blanks to form rhyming sentences.

I stand on the hill _____
 And watch the woodcutter _____.
 Listen to the birds _____
 As all the trees _____.
 Now that their homes are gone, the birds will _____
 They will fly to the mountains _____.
 Listen to their _____
 Their journey will be _____.
 But tomorrow they will _____
 Sitting in another _____.



Ailments



Look at the pictures.




Listen to the tape.

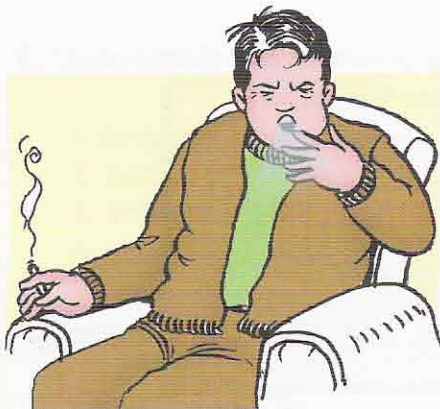
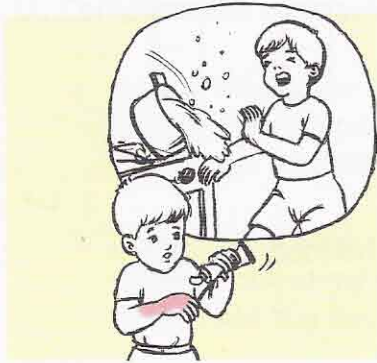
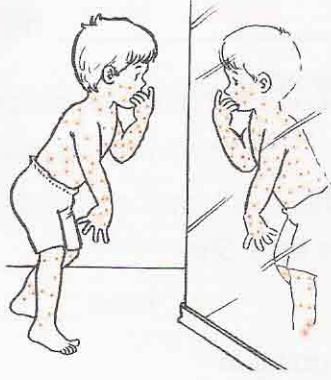
black eye
bruise
burn
chill
cold
cough
cut
fever
headache
measles
scar
sore throat
sprained ankle
stomachache
toothache



bleed
check
lose
punch
reply
rest
scold
speak
spill
stay



bored
cold
painful
purple




The Armed Forces






Look at the pictures.






Listen to the tape.





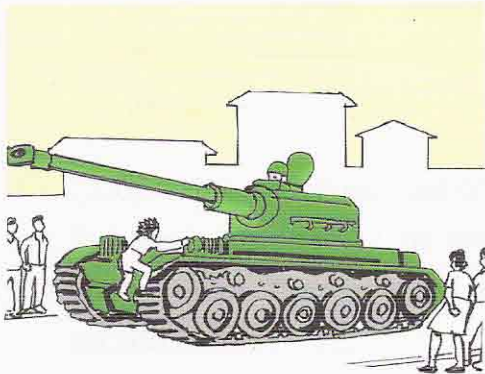
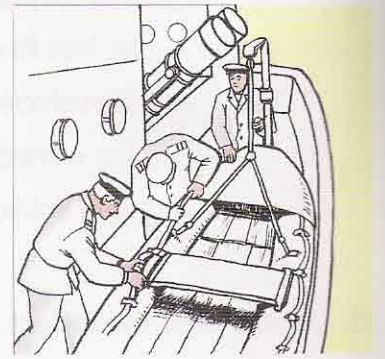

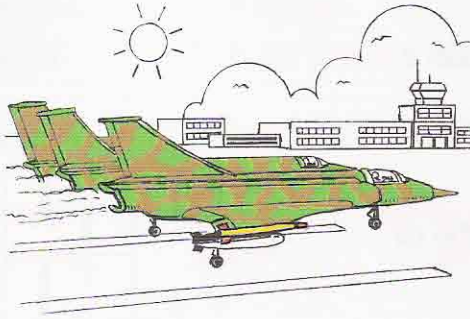
air force
airplane
army
astronaut
bullet
flag
gun
navy
parachute
pilot
rocket
sailor
soldier
submarine
tank




die
enjoy
fight
fire
follow
grow up
happen
hit
love
march
relax

bloody
secret
sinister
special



Speed Up VOCABULARY

Speed Up Vocabulary is a student-centered practice book for beginning learners of English.

Speed Up Vocabulary provides a rich resource of audio-visual material and activities to help English language students rapidly develop a sound, broad-based vocabulary. Suitable for use in the classroom or self-study,

Speed Up Vocabulary features:

- ◆ 27 thematically based, carefully graded lessons introducing approximately 1,000 vocabulary items.
- ◆ New words fully contextualized in meaningful sentences and depicted with 396 colorful illustrations.
- ◆ A varied selection of challenging and fun activities, including games, rhymes and puzzles.
- ◆ Systematic recycling and revision of words, structures and functions.
- ◆ Plenty of listening input recorded on audio cassettes.

ISBN 975 - 7205 - 36 - 2



9 789757 205364

